

GPS Active Antenna Module - Adhesive Mount



38.3 X 35 X 13.5mm

APAMP-111

RoHS/RoHS II compliant
Lead in copper alloy exemption (6c); and Lead in glass exemption (7c-1)

MSL level: Not Applicable

FEATURES:

- High Reliability/Sensitivity
- Compact Size
- Easy to install (adhesive tape base)
- SGS
- ROHS Compliant

TYPICAL APPLICATIONS:

- Automotive Navigation
- Automotive Monitoring
- Personal Tracking

STANDARD SPECIFICATIONS:

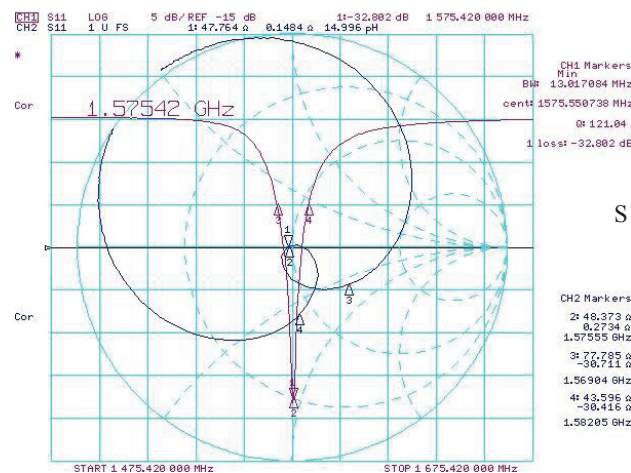
Antenna

Parameters	Min.	Typ.	Max.	Units	Note
Center Frequency		1575.42 ± 1.023		MHz	
Bandwidth	10.0			MHz	
VSWR at Center Frequency			1.5:1		
Polarization Model	RHCP				(Right Hand Circular Polarization)
Impedance		50		Ω	
Gain		5		dBic	(Based on 70× 70mm ground plane)
Operating Temperature	-40		+80	°C	
Storage Temperature	-45		+85	°C	

Low Noise Amplifier (LNA)

Parameters	Min.	Typ.	Max.	Units	Note
Center Frequency		1575.42 ± 1.023		MHz	
DC Voltage	3.0		5.0	V	
Gain	25	28	31	dB	(+25°C ± 10°C)
Output VSWR			2.0		
Noise Figure			1.5		(+25°C ± 10°C)
DC current	9.0	12.0	15.0	mA	(At 3.0V)

ANTENNA'S IMPEDANCE AND RETURN-LOSS CHARACTERISTICS



S11: Input VSWR

Test condition: 25x25mm ground

GPS Active Antenna Module - Adhesive Mount

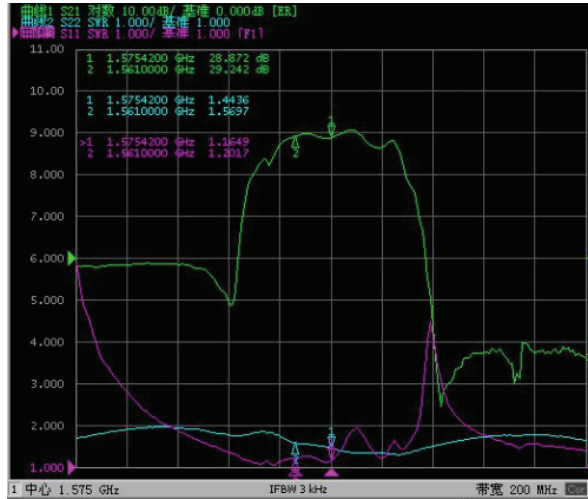
APAMP-111

RoHS/RoHS II compliant
Lead in copper alloy exemption (6c); and Lead in glass exemption (7c-1)

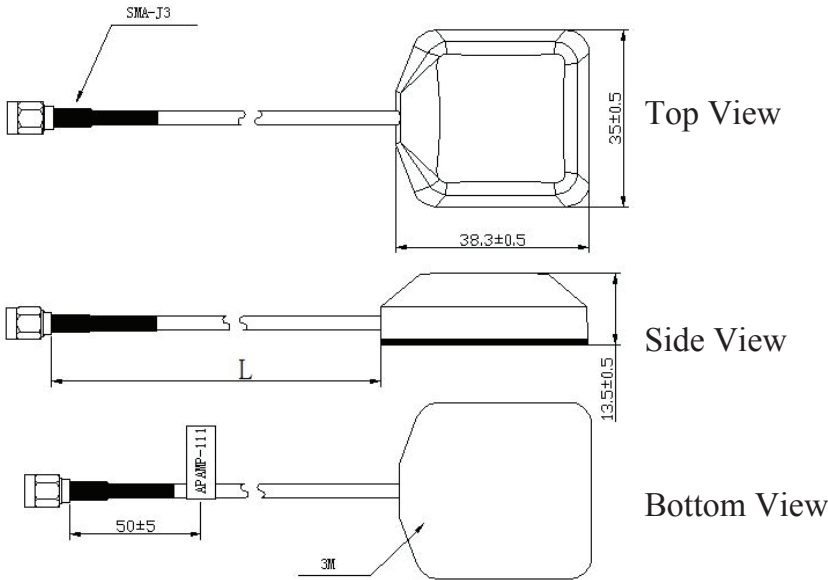


38.3 X 35 X 13.5mm

LNA REFLECTION PROFILE



OUTLINE DRAWING:



Parameters	Description
L (Cable Length)	300±10cm
Antenna	Dielectric Ceramic
RF Cable	RG174
PCB	FR4
RF Connector	SMA-J3
Shielding	Tinplate
Thickness	13.5mm
Mounting Type	Adhesive Tape

Unit:mm

GPS Active Antenna Module - Adhesive Mount

APAMP-111

RoHS/RoHS II compliant
Lead in copper alloy exemption (6c); and Lead in glass exemption (7c-1)




38.3 X 35 X 13.5mm

PRODUCT IMAGE:



PACKAGING:

Each 630 x 460 x 105 mm size carton includes 100 pcs antenna, each lattice contains 2 antennas.



CAUTION:

- (1) Do not apply excess mechanical stress to the component body or terminations. Do not attempt to re-form or bend the components as this will cause damage to the component.
- (2) Do not expose the component to open flame.
- (3) This specification applies to the functionality of the component as a single unit. Please insure the component is thoroughly evaluated in the application circuit.

ATTENTION: Abracon LLC products are COTS – Commercial-Off-The-Shelf products; suitable for Commercial, Industrial and, where designated, Automotive Applications. Abracon's products are not specifically designed for Military, Aviation, Aerospace, Life-dependant Medical applications or any application requiring high reliability where component failure could result in loss of life and/or property. For applications requiring high reliability and/or presenting an extreme operating environment, written consent and authorization from Abracon LLC is required. Please contact Abracon LLC for more information.