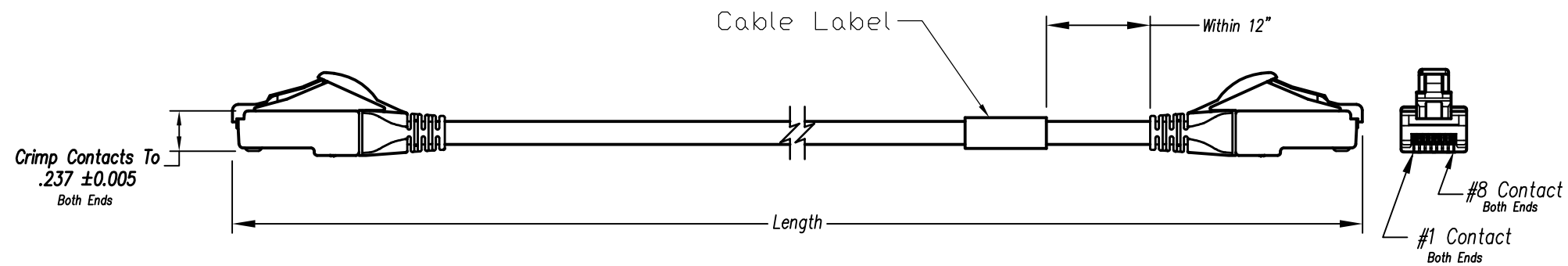


DATE	REV	ECN	APP'D. BY
02/26/18	A0	--	JC



Notes:

- 1) Each cable assembly to be individually bagged.
- 2) 50μ" Gold plating on contacts
- 3) Cable Construction:
 - 28AWG Stranded
 - 4Pr, U/UTP, Type CMR
 - PVC Jacket
- 4) Slimline Snagless Strain Relief
- 5) 100% Transmission Tested for Performance

P/N Key:

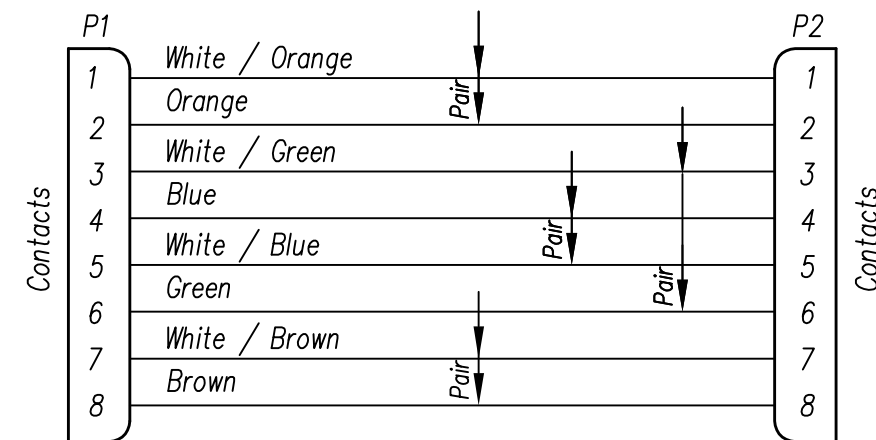
BM-R6UxxxxF

UOM
F = Feet

Color
E = Blue
K = Black
N = Green

Length	
XXX	Feet
001	1
003	3
005	5
007	7
010	10
015	15

Wiring Map: 568B Standard


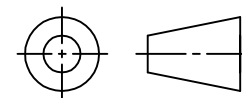


Example Parts Numbers

P/N	Color	Length
BM-R6UE001F	Blue	1'
BM-R6UK010F	Black	10'
BM-R6UN015F	Green	15'

For Part Numbers Not Shown Follow Part Number Key Format

THIRD ANGLE PROJECTION



206 Van Vorst Street
Jersey City, NJ 07302
+1 201 432 0463
<http://www.belfuse.com>

DO NOT SCALE DRAWING
DRAWING IS SUBJECT TO CHANGE WITHOUT NOTICE

TITLE: **Bel Patchcord Assembly, C6 U/UTP, 28 awg, CMR**

DIMENSIONS: INCHES [METRIC]
UNLESS OTHERWISE SPECIFIED TOLERANCES ARE ±.005 [0.13] ANGLES ARE ± 1°

THIS DRAWING AND THE SUBJECT MATTER SHOWN THEREON ARE CONFIDENTIAL AND THE PROPRIETARY PROPERTY OF BEL FUSE, INC. AND SHALL NOT BE REPRODUCED, COPIED, OR USED IN ANY MANNER WITHOUT PRIOR WRITTEN CONSENT OF BEL FUSE, INC.

DRN BY:	TLS	DATE	02/26/18
APPD BY:	JC	DATE	02/26/18
DWG NO.	CT999173	REV.	A0

SHEET NO. 1 OF 1

